

Bespin

@joewalker

<http://bespin.mozilla.com>

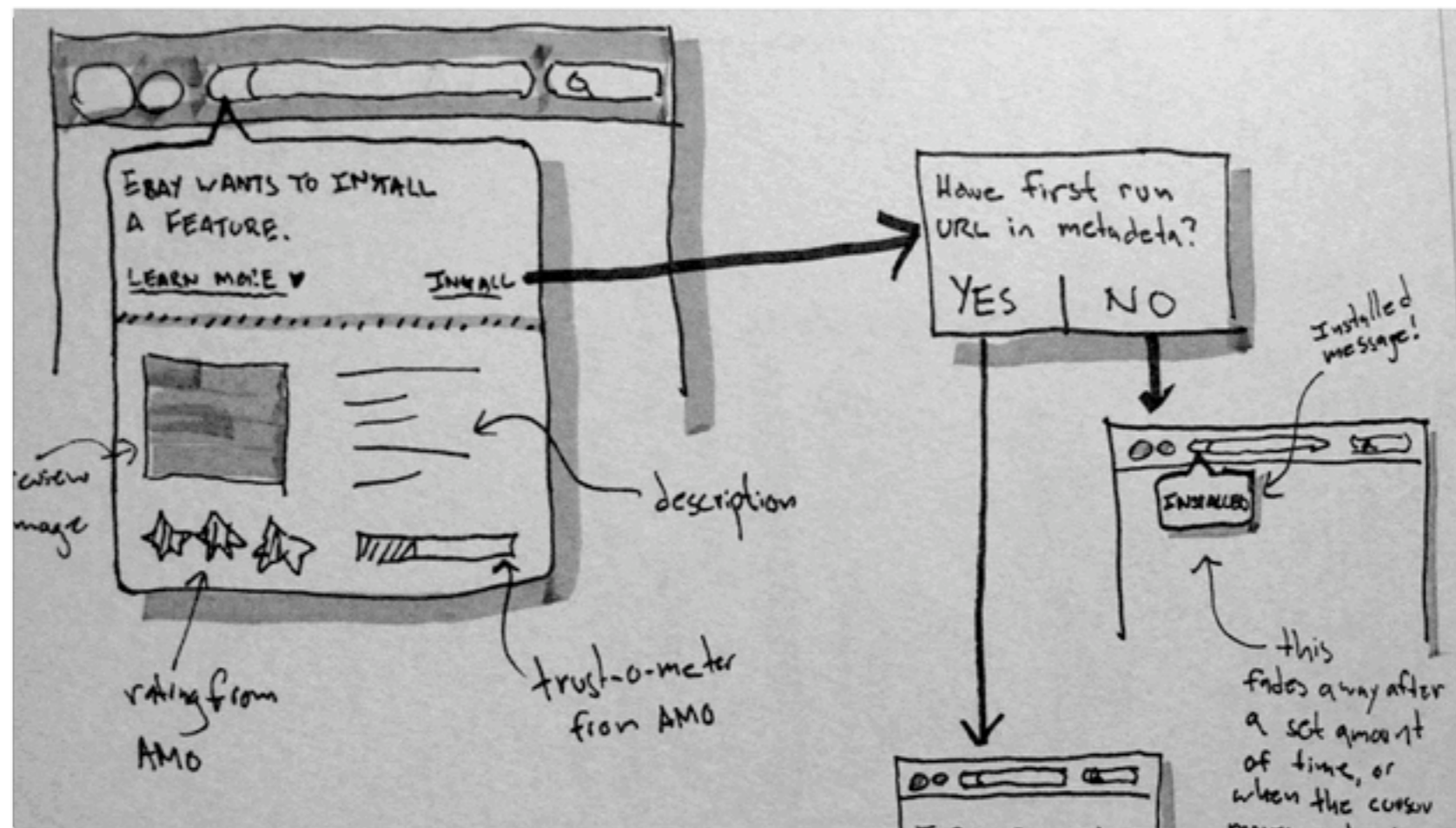


<http://www.flickr.com/photos/commorancy/1615805515>



USER INTERFACE

Concept Series





USER INTERFACE

Personas





USER INTERFACE

Ubiquity

The screenshot displays a Gmail interface with a map overlay. The map overlay is a dark blue panel that contains a search bar with the text "map Elite Cafe, in SF." and a list of search results. The first result is "Elite Cafe" at "2049 Fillmore St San Francisco, CA". Below the map, there is a list of other cafes: "Cole Valley Cafe" at "701 Cole St San Francisco, CA" and "Cafe Lo Cubano" at "3401 California St San Francisco, CA". The map itself shows a street grid with a red pin marking the location of Elite Cafe. The Gmail interface in the background shows the email header "azaaza@gmail.com" and the body of an email that says "Hey Atul, Let's have lunch at Elite Cafe, in SF." and " -- aza | eze --".

map

map Elite Cafe, in SF.

map (address)

map-these Elite Cafe, in SF.

map-these (selection)

Elite Cafe
2049 Fillmore St San Francisco, CA

Cole Valley Cafe
701 Cole St San Francisco, CA

Cafe Lo Cubano
3401 California St San Francisco, CA

Hey Atul,

Let's have lunch at Elite Cafe, in SF.

-- aza | eze --



SERVICES

Weave



Log in with OpenID

You're currently an **anonymous** user. Just browsing around? That's totally cool with us.

If you'd like to register, or if you've already registered, enter your [OpenID](#):

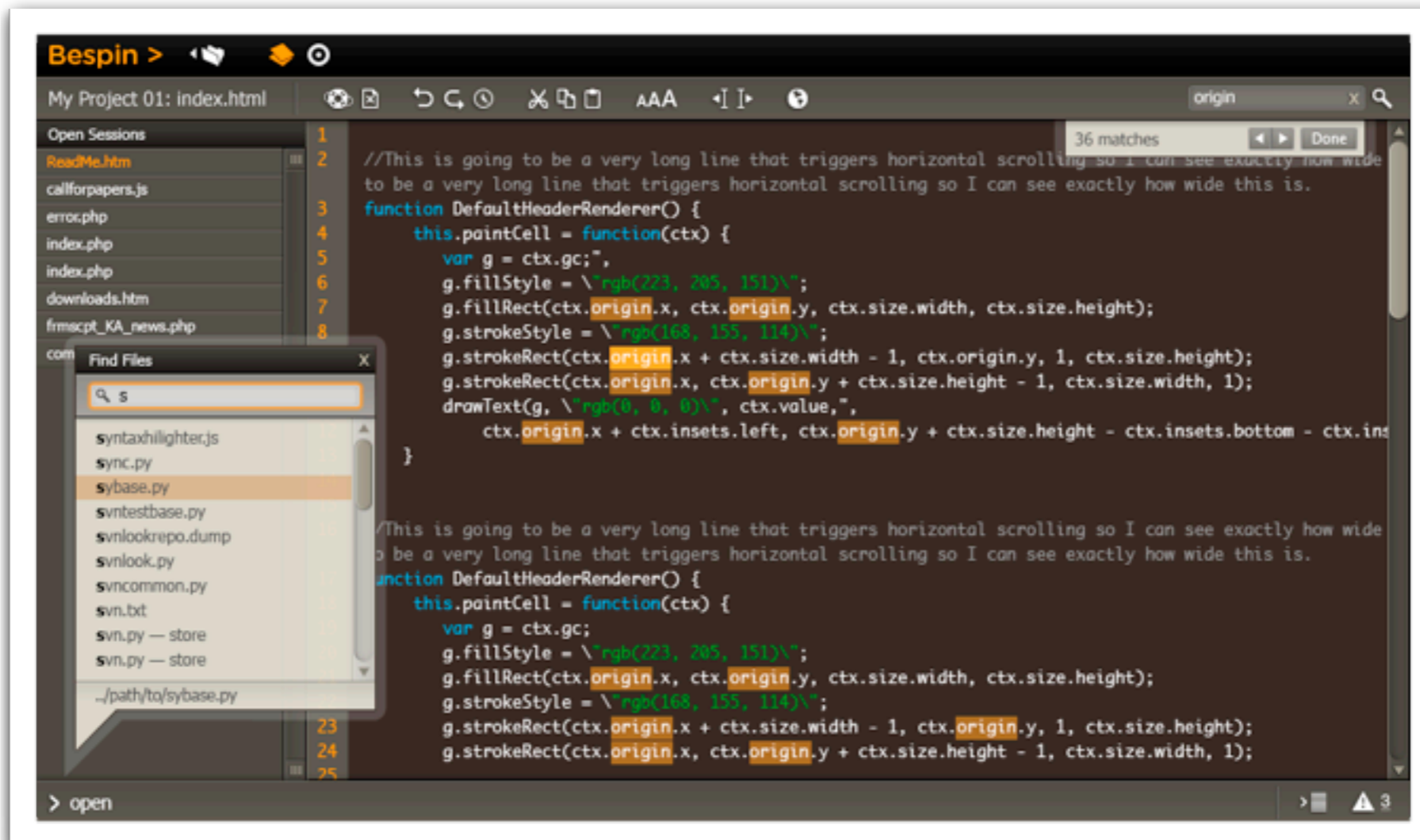
Alternately, click your account provider:





DEVELOPER TOOLS

Bespin



vi?

emacs?

textmate?

intelligij?

eclipse?



How the customer explained it



How the Project Leader understood it



How the Analyst designed it




How the Programmer wrote it



How the Business Consultant described it




How the project was documented




What operations installed



How the customer was billed



How it was supported



What the customer really needed





















How the customer explained it



How the Project Leader understood it



How the Analyst designed it




How the Programmer wrote it



How the Business Consultant described it




How the project was documented




What operations installed



How the customer was billed



How it was supported



What the customer really needed



We have strong opinions
about our tools because
we know what they
should be doing for us



So we want an editor that ...



So we want an editor that ...

Is accessible from anywhere

From home to work to phone





So we want an editor that ...

Is accessible from anywhere

From home to work to phone



Is as simple to use as Textmate

Listen to users, but find the best way to do things





So we want an editor that ...

Is accessible from anywhere

From home to work to phone



Is as simple to use as Textmate

Listen to users, but find the best way to do things



Is fast even though it is on the Web

Performance, performance, performance





So we want an editor that ...

Is accessible from anywhere

From home to work to phone



Is as simple to use as Textmate

Listen to users, but find the best way to do things



Is fast even though it is on the Web

Performance, performance, performance



Collaborates like SubEthaEdit

It just does what you expect





So we want an editor that ...

Is accessible from anywhere

From home to work to phone



Is as simple to use as Textmate

Listen to users, but find the best way to do things



Is fast even though it is on the Web

Performance, performance, performance



Collaborates like SubEthaEdit

It just does what you expect



Has a command line like Vi

Quicksilver for code





So we want an editor that ...

Is accessible from anywhere

From home to work to phone



Is as simple to use as Textmate

Listen to users, but find the best way to do things



Is fast even though it is on the Web

Performance, performance, performance



Collaborates like SubEthaEdit

It just does what you expect



Has a command line like Vi

Quicksilver for code



Is self-hosted like Emacs

But using JavaScript, our platform



Bespin >



Version tip "DEVELOPMENT MODE"




SampleProject : example.js



```
1  /*                AAA
2   * This sample code
3   * is really lame
4   * but we're tired
5   */
6  function welcome() {
7      return "to Bespin";
8  }
```





Hint: Try Ctrl-J



Jef Raskin
Usability Expert


Before *doing user research*,
interface designers *should*
exploit what is **common** to all
humans with regards to
interface design

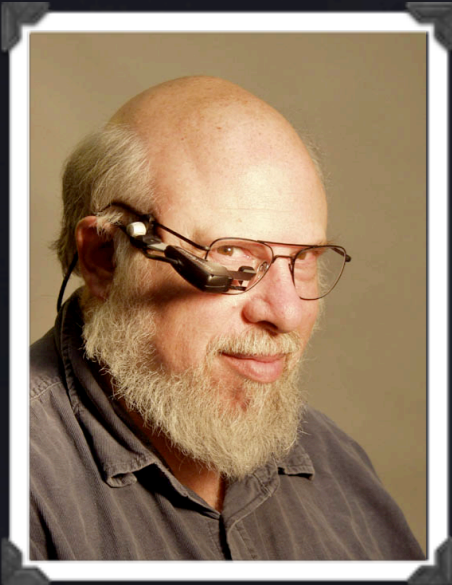




Jef Raskin
Usability Expert


Universal psychological facts







Jef Raskin
Usability Expert

The quality of any *software* is ultimately determined by the quality of the **interaction** between one human and one system





Jef Raskin
Usability Expert



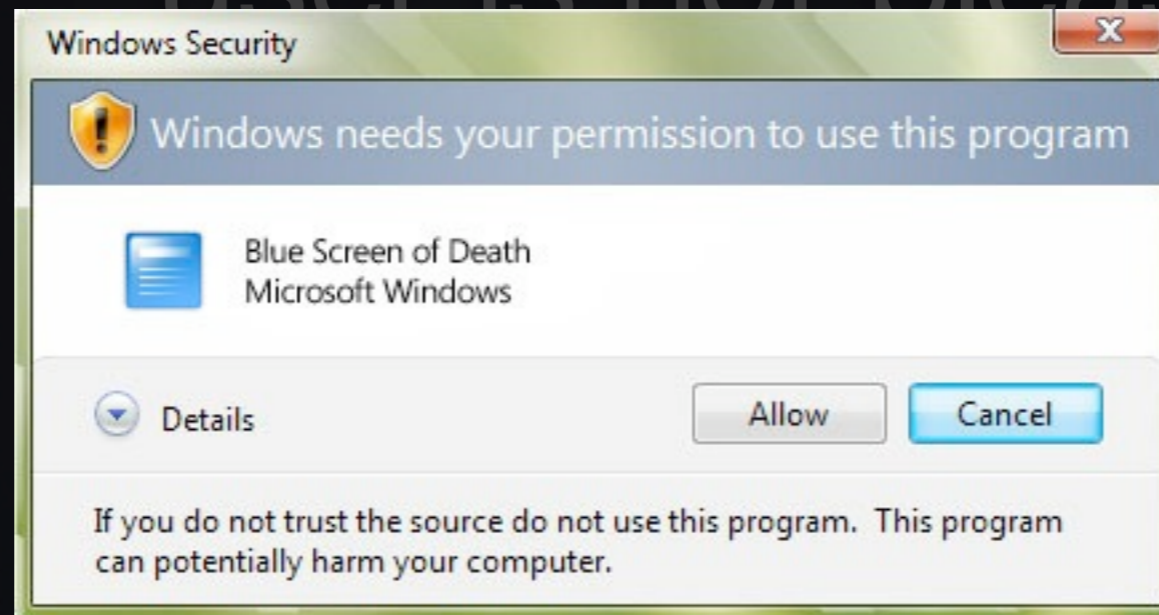
If a system's one-on-one interaction with its human user is not pleasant and facile, the resulting deficiency will **poison** the performance of the entire system, however fine that system might be in its other aspects



Jef Raskin
Usability Expert



If a system's one-on-one interaction with its human user is not pleasant and resulting in a system, however fine that system might be in its other aspects

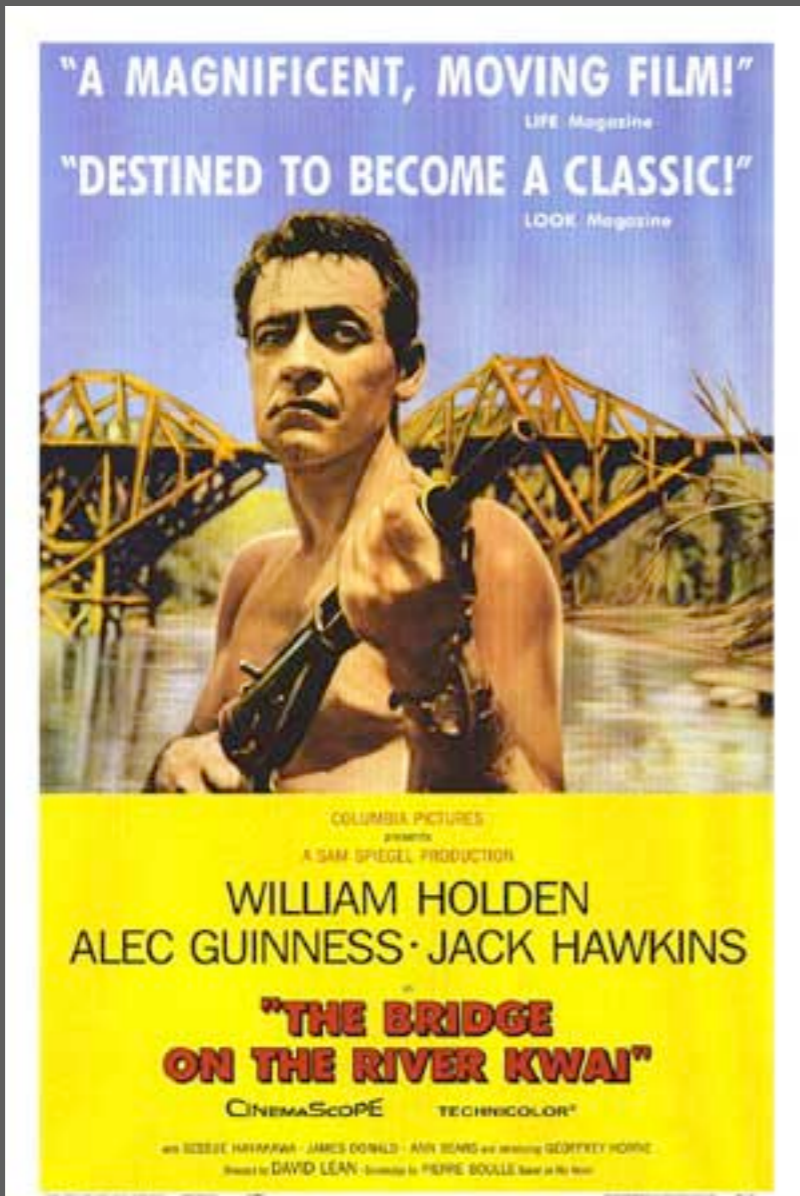




Donald Norman
Usability Expert

Attractive things
work better

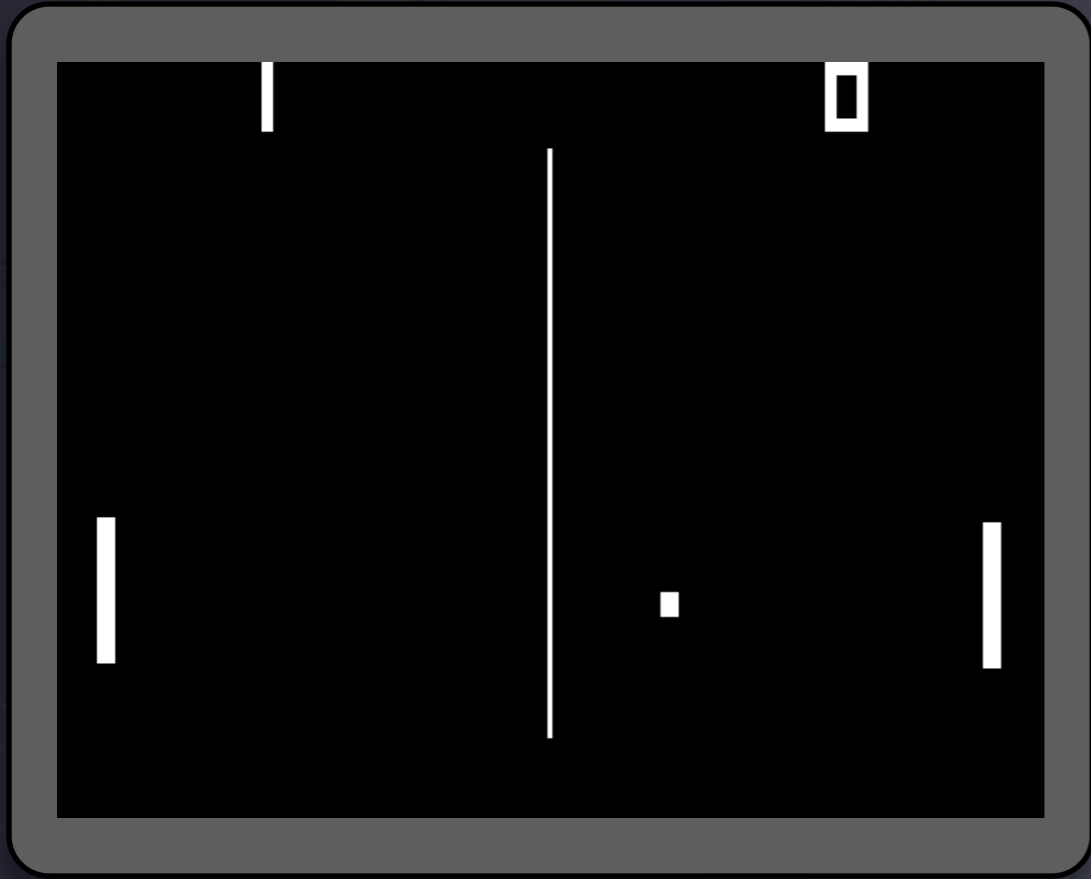


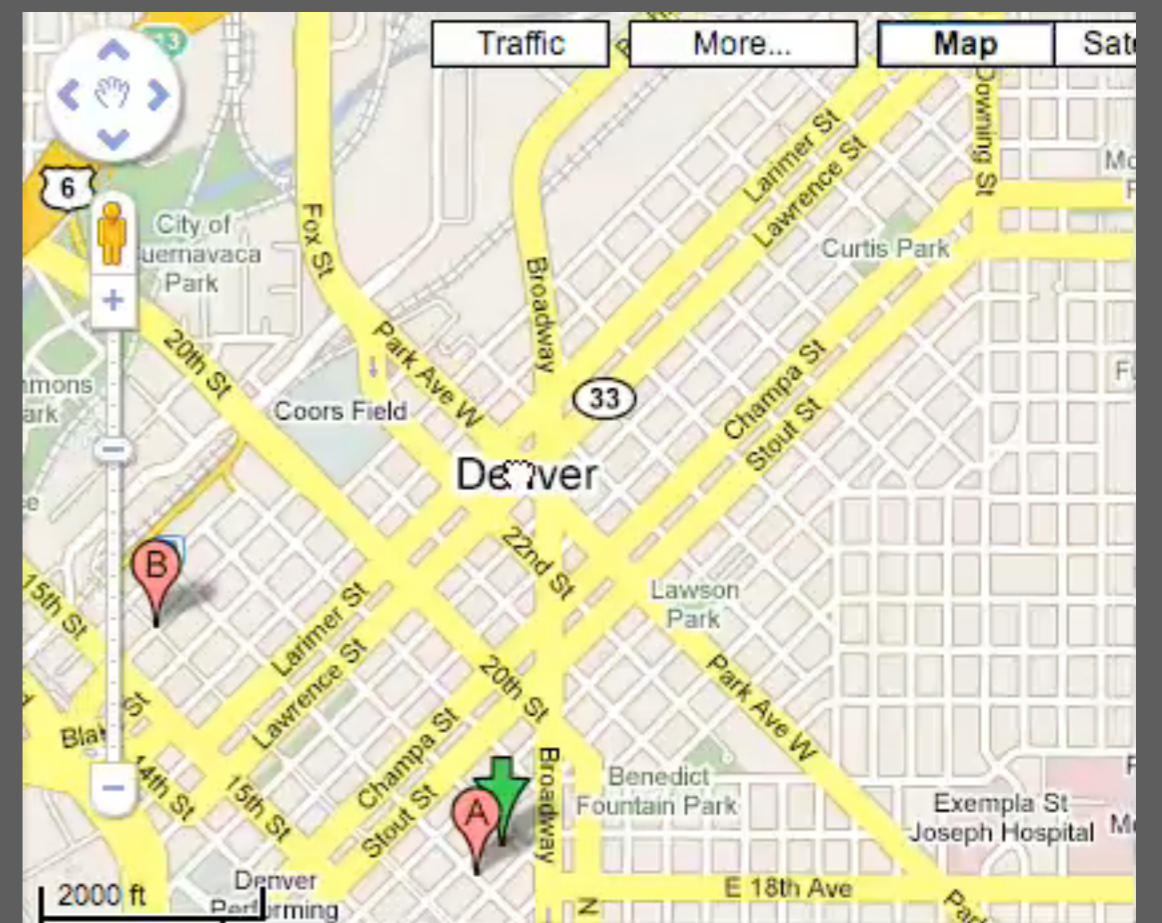
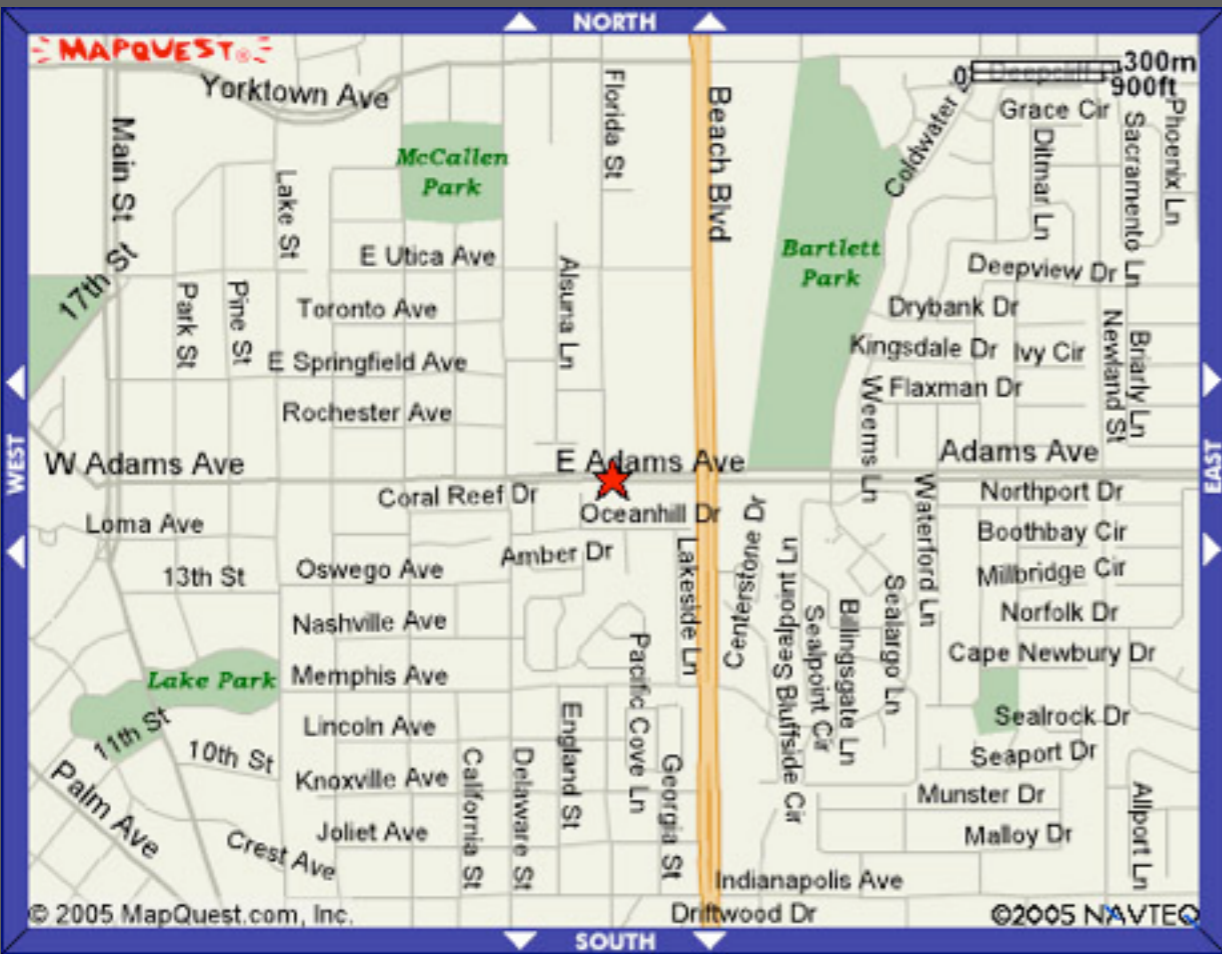


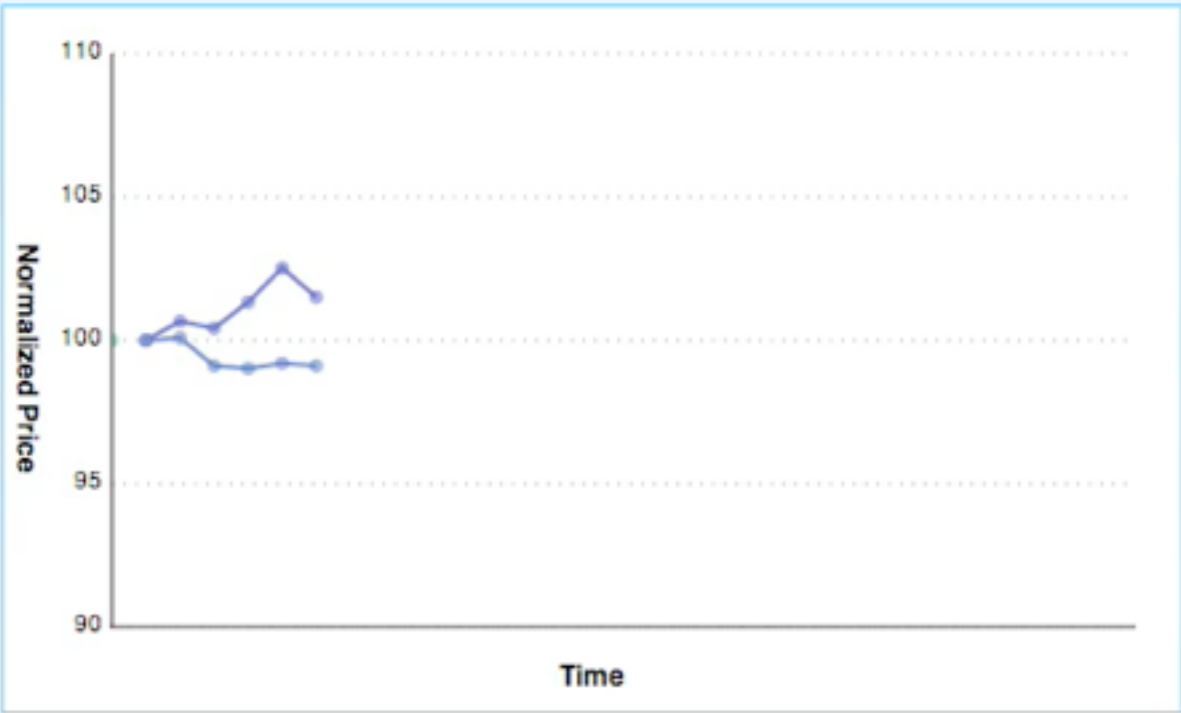
1957



2007



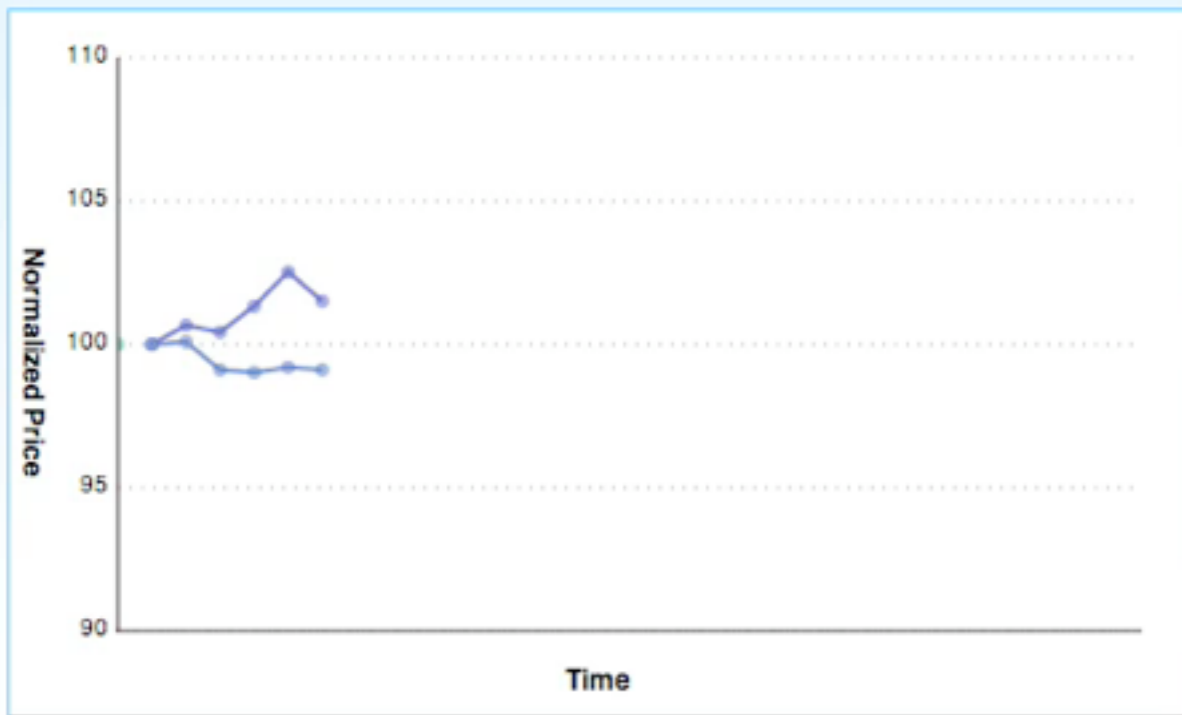




Prices (normalized to 100) vs. Time

- | | | | | |
|------------|---------------|-------------------|-----------------|------------------|
| Anduct | Ations Europe | Bagies Consulting | BAY Corporation | CON Consulting |
| Corcor PLC | CVS Asia | Datio PLC | Dentems | Exacktum Systems |

Dojo Charting



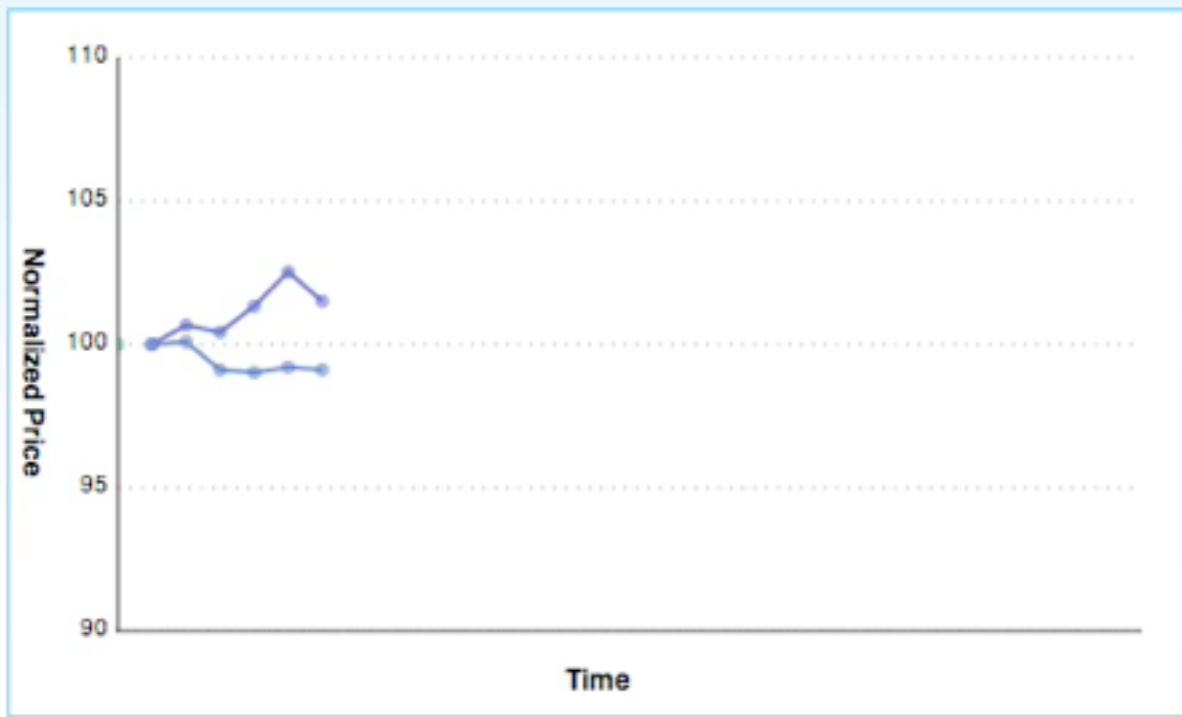
Prices (normalized to 100) vs. Time

■ Anduct
 ■ Ations Europe
 ■ Bagies Consulting
 ■ BAY Corporation
 ■ CON Consulting
■ Corcor PLC
 ■ CVS Asia
 ■ Datio PLC
 ■ Dentems
 ■ Exacktum Systems

Dojo Charting

Namespace	Class
Summary	
dijit	dijit.ColorPalette
Grid showing various colors, so the user can pick a certain color	
dijit	dijit.Declaration
The Declaration widget allows a user to declare new widget classes directly from a snippet of markup.	
dijit	dijit.DialogUnderlay
the thing that grays out the screen behind the dialog Template has two divs; outer div is used for fade-in/fade-out, and also to hold background iframe. Inner div has opacity specified in CSS file.	
dijit	dijit.Dialog
Pops up a modal dialog window, blocking access to the screen and also graying out the screen Dialog is extended from ContentPane so it supports all the same parameters (href, etc.)	
dijit	dijit.TooltipDialog
Pops up a dialog that appears like a Tooltip	
dijit	dijit.Editor
A rich-text Editing widget	

Dojo Grid



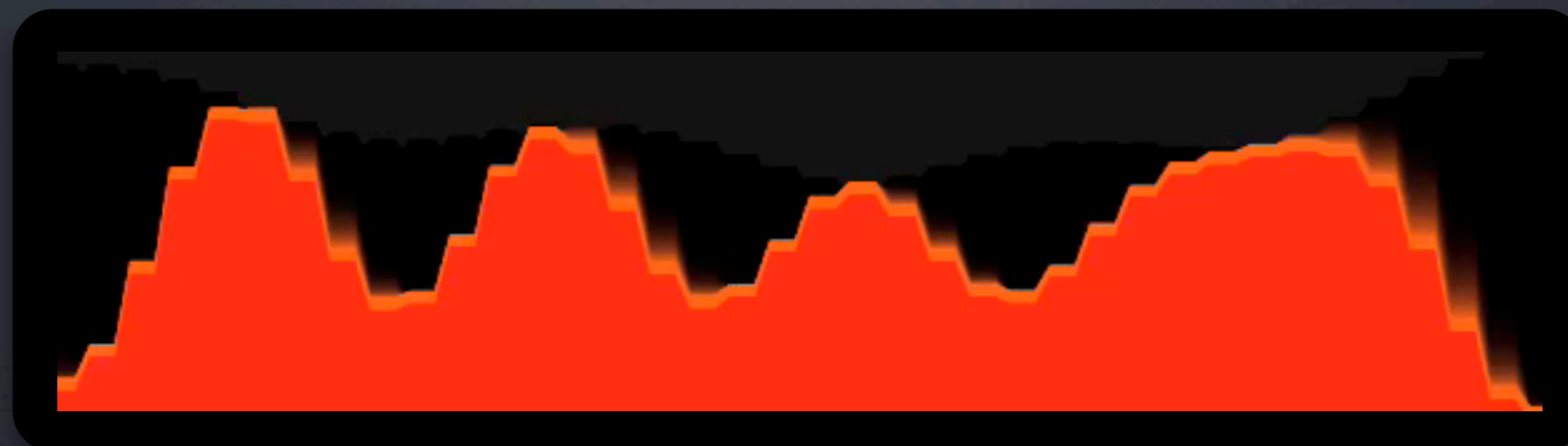
Prices (normalized to 100) vs. Time

Anduct	Ations Europe	Bagies Consulting	BAY Corporation	CON Consulting
Coroor PLC	CVS Asia	Datio PLC	Dentems	Exacktum Systems

Dojo Charting

Namespace	Class
Summary	
dijit	dijit.ColorPalette
Grid showing various colors, so the user can pick a certain color	
dijit	dijit.Declaration
The Declaration widget allows a user to declare new widget classes directly from a snippet of markup.	
dijit	dijit.DialogUnderlay
the thing that grays out the screen behind the dialog Template has two divs; outer div is used for fade-in/fade-out, and also to hold background iframe. Inner div has opacity specified in CSS file.	
dijit	dijit.Dialog
Pops up a modal dialog window, blocking access to the screen and also graying out the screen Dialog is extended from ContentPane so it supports all the same parameters (href, etc.)	
dijit	dijit.TooltipDialog
Pops up a dialog that appears like a Tooltip	
dijit	dijit.Editor
A rich-text Editing widget	

Dojo Grid



Processing.js

CSS Animations

transition-property - What property should animate, e.g., opacity.

transition-duration - How long the transition should last.

transition-timing-function - The timing function for the transition (e.g., linear vs. ease-in vs. a custom cubic bezier function).

transition - A shorthand for all three properties.

Here is a simple example:

```
div {  
  opacity: 1;  
  -webkit-transition: opacity 1s linear;  
}  
  
div:hover {  
  opacity: 0;  
}
```

This div will fade out when hovered over. In browsers that do not support this animation, there will be graceful degradation, as the div will simply fade out immediately.

Each of these properties supports a comma separated list of values, like CSS3 multiple backgrounds, which allows different transitions for individual properties to be described in a single style rule. Each value in the list corresponds to the value at that same position in the other properties.

For example:


```
div {  
  -webkit-transition-property: opacity, left;
```

CSS Reflections and Masks

CSS Reflections

Posted by Dave Hyatt on Tuesday, April 29th, 2008 at 1:07 pm

WebKit now supports reflections in CSS. Continuing the trend of using adorable baby photos to make features appear more impressive, let me introduce Kate again. 😊



Unix

Small pieces;
loosely coupled



Terminal — zsh — zsh — 108x31

\$



Terminal — zsh — zsh — 108x31

```
$ ls
```



Terminal — zsh — zsh — 108x31

```
$ ls [TAB]
```



Terminal — zsh — zsh — 108x31

```
$ ls [TAB]
```

```
Applications/  Mesh/          Projects/  
Desktop/       Movies/        Public/  
Documents/     Music/         Sites/  
Downloads/     Parallels/    backup/  
Library/       Pictures/      bin/
```



Terminal — zsh — zsh — 108x31

\$



Terminal — zsh — zsh — 108x31

```
$ telnet
```



Terminal — zsh — zsh — 108x31

```
$ telnet [TAB]
```




Terminal — zsh — zsh — 108x31

```
$ telnet [TAB]
192.168.0.1
192.168.0.12
download.directwebremoting.org
download.dojotoolkit.org
getahead.org
hg.mozilla.com
localhost
people.mozilla.com
sandbox.dojotoolkit.org
svn.directwebremoting.org
www.christadelphian.org
```



Terminal — zsh — zsh — 108x31

\$



Terminal — zsh — zsh — 108x31

```
$ git
```



Terminal — zsh — zsh — 108x31

```
$ git [TAB]
```



```
$ git [TAB]
```

```
add      -- add paths to the index
am       -- apply patches from a m
apply    -- apply patch on a git i
bisect   -- find the change that i
branch   -- create and show branch
cat-file -- provide content or typ
checkout -- checkout and switch to
cherry   -- find commits not merge
clone    -- clones a repository in
commit   -- record changes to the
diff     -- show changes between c
```



Terminal — zsh — zsh — 108x31

\$



Terminal — zsh — zsh — 108x31

```
$ git add
```



Terminal — zsh — zsh — 108x31

```
$ git add [TAB]
```




Terminal — zsh — zsh — 108x31

```
$ git add [TAB]
```

```
Applications/  Mesh/          Projects/  
Desktop/       Movies/        Public/  
Documents/     Music/         Sites/  
Downloads/     Parallels/    backup/  
Library/       Pictures/      bin/
```

Bespin

Small pieces;
tightly coupled

Command Line



Graphical User Interface

Open Sessions

- ReadMe.htm
- callforpapers.js
- error.php
- index.php
- index.php
- downloads.htm
- frmscpt_KA_news.php

1
2
3
4
5
6
7
8

```
//This is going to be a very long line that triggers horizontal scrolling so I can see exactly how wide  
to be a very long line that triggers horizontal scrolling so I can see exactly how wide this is.  
function DefaultHeaderRenderer() {  
  this.paintCell = function(ctx) {  
    var g = ctx.gc;"  
    g.fillStyle = "rgb(223, 205, 151)";  
    g.fillRect(ctx.origin.x, ctx.origin.y, ctx.size.width, ctx.size.height);  
    g.strokeStyle = "rgb(168, 155, 114)";  
    g.strokeRect(ctx.origin.x + ctx.size.width - 1, ctx.origin.y, 1, ctx.size.height);  
    g.strokeRect(ctx.origin.x, ctx.origin.y + ctx.size.height - 1, ctx.size.width, 1);  
    drawText(g, "rgb(0, 0, 0)", ctx.value,"  
              ctx.origin.x + ctx.insets.left, ctx.origin.y + ctx.size.height - ctx.insets.bottom - ctx.ins
```

36 matches Done

Find Files

s

- syntaxhighlighter.js
- sync.py
- sybase.py
- svntestbase.py
- svnlookrepo.dump
- svnlook.py
- svncommon.py
- svn.txt
- svn.py — store
- svn.py — store
- ../path/to/sybase.py

23
24
25

```
//This is going to be a very long line that triggers horizontal scrolling so I can see exactly how wide  
to be a very long line that triggers horizontal scrolling so I can see exactly how wide this is.  
function DefaultHeaderRenderer() {  
  this.paintCell = function(ctx) {  
    var g = ctx.gc;  
    g.fillStyle = "rgb(223, 205, 151)";  
    g.fillRect(ctx.origin.x, ctx.origin.y, ctx.size.width, ctx.size.height);  
    g.strokeStyle = "rgb(168, 155, 114)";  
    g.strokeRect(ctx.origin.x + ctx.size.width - 1, ctx.origin.y, 1, ctx.size.height);  
    g.strokeRect(ctx.origin.x, ctx.origin.y + ctx.size.height - 1, ctx.size.width, 1);
```


History

Undo

Bug Tracking

File Compare

Commit Messages

Documentation

History

Bug Tracking

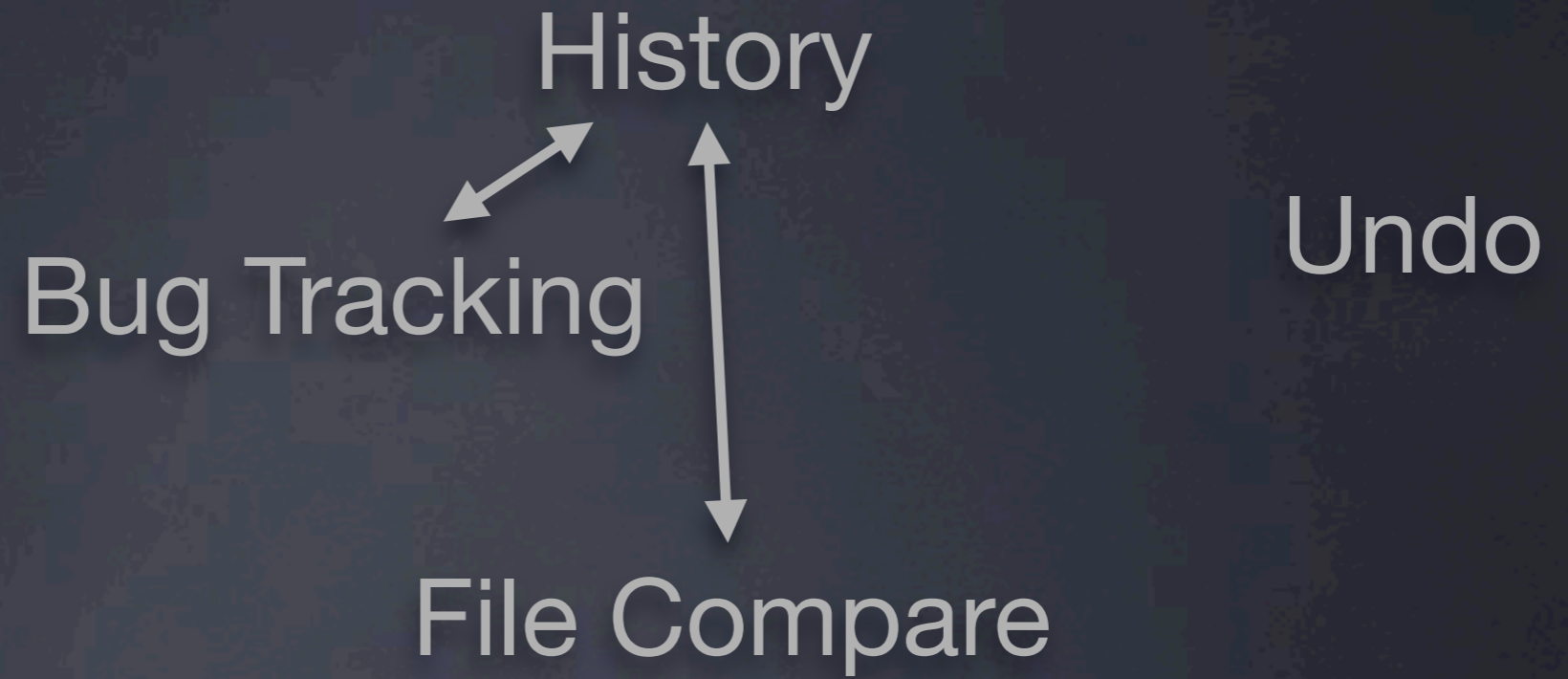
Undo

File Compare

Commit Messages

Documentation





Status Messages

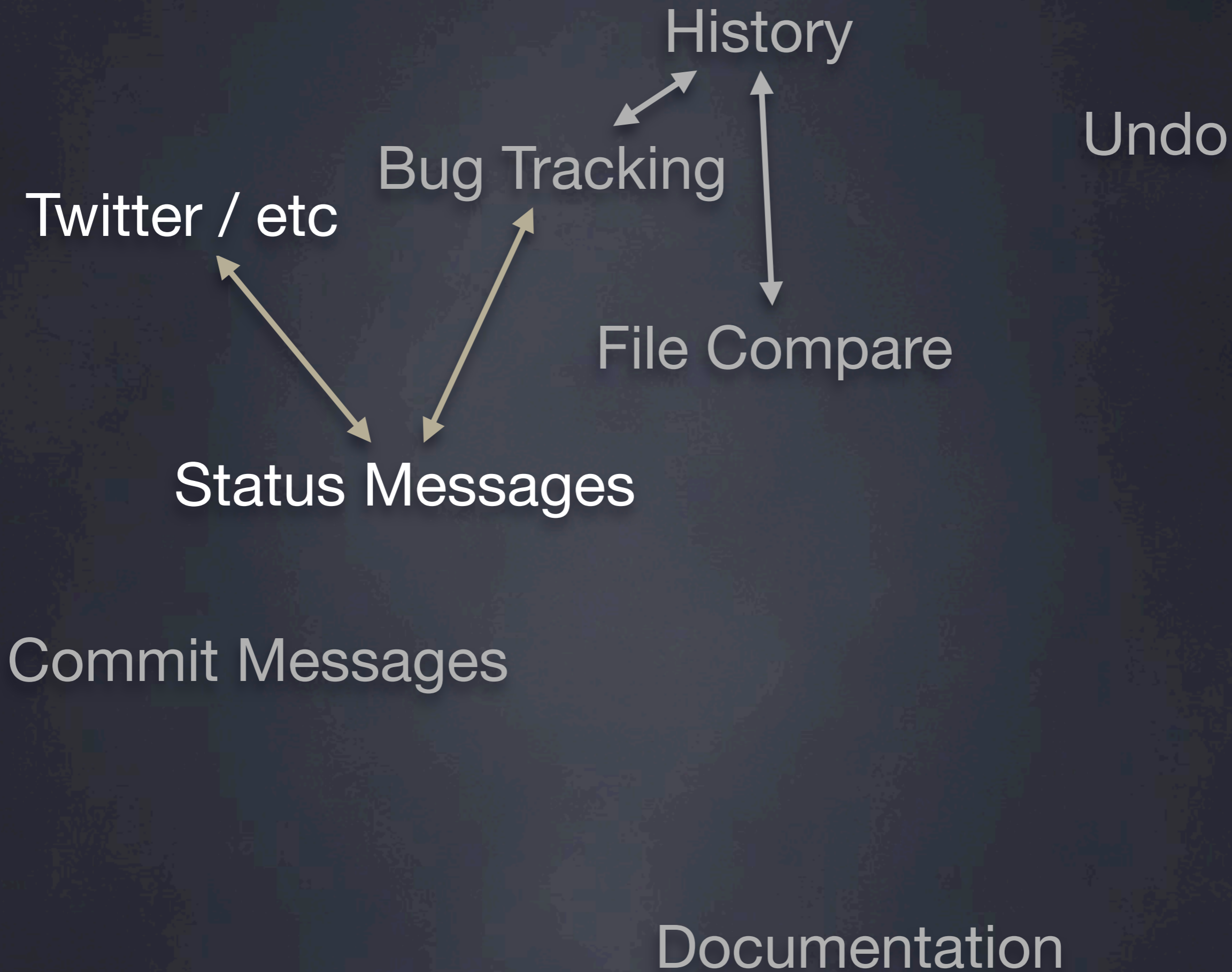
Commit Messages

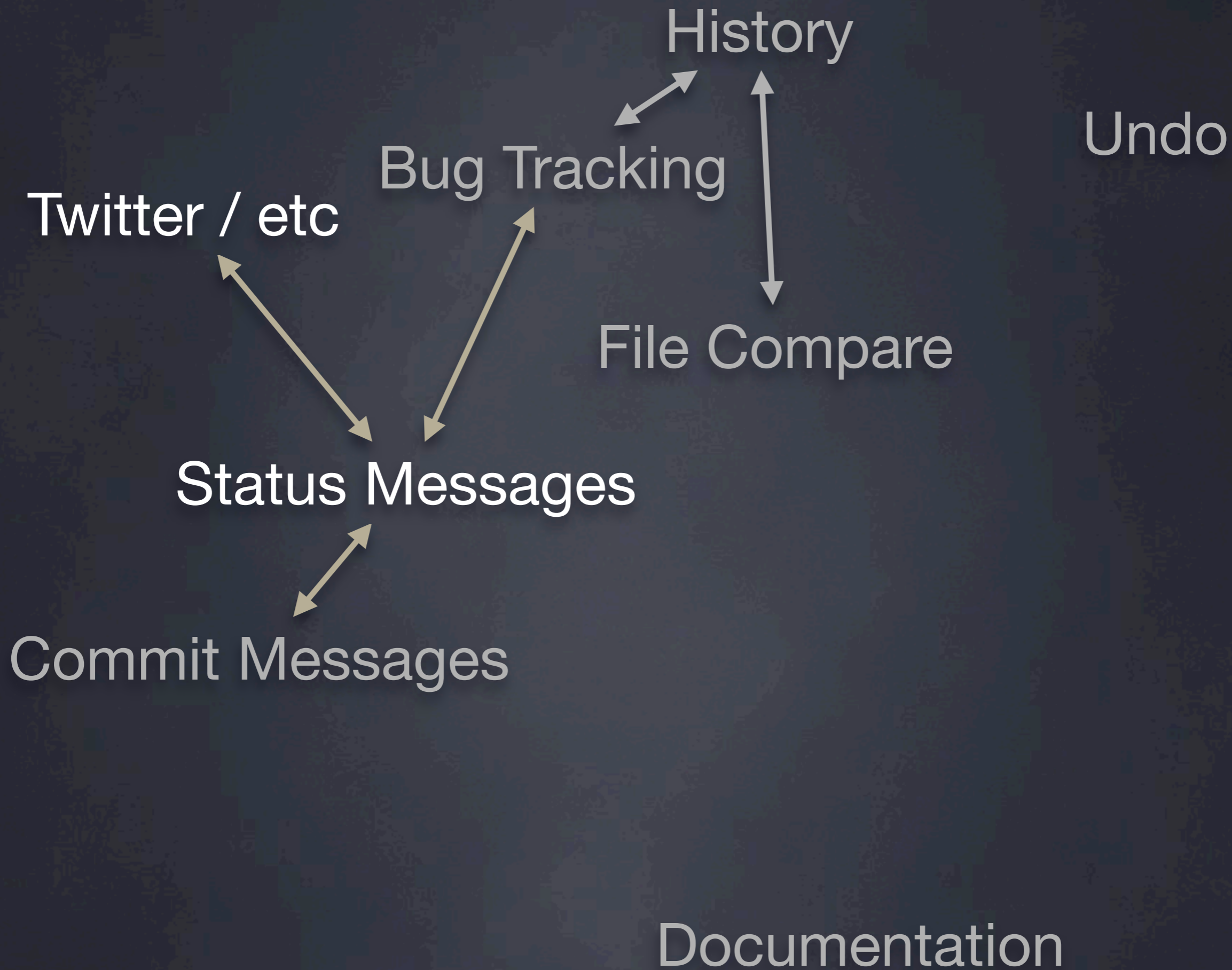
Documentation

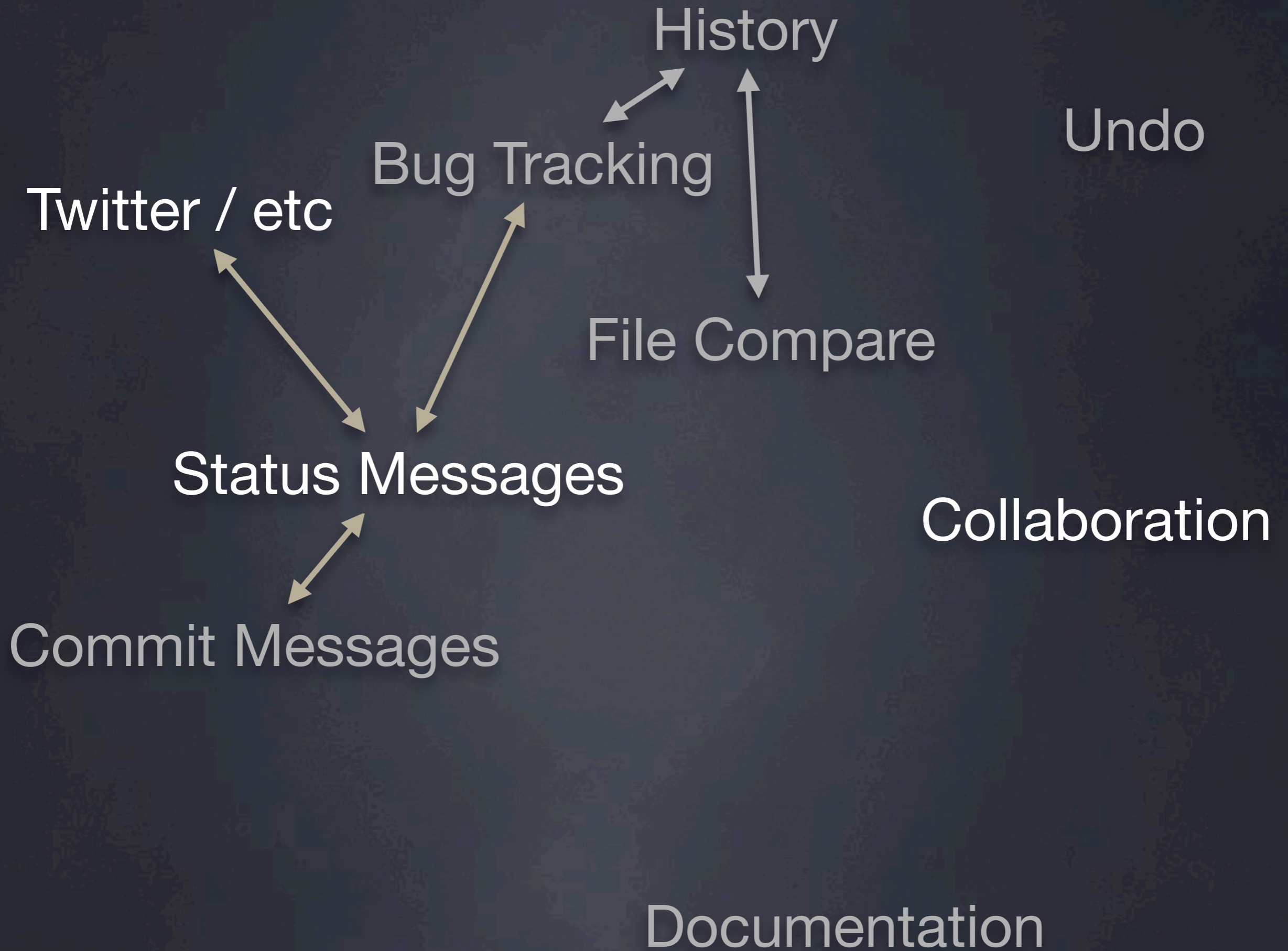


Commit Messages

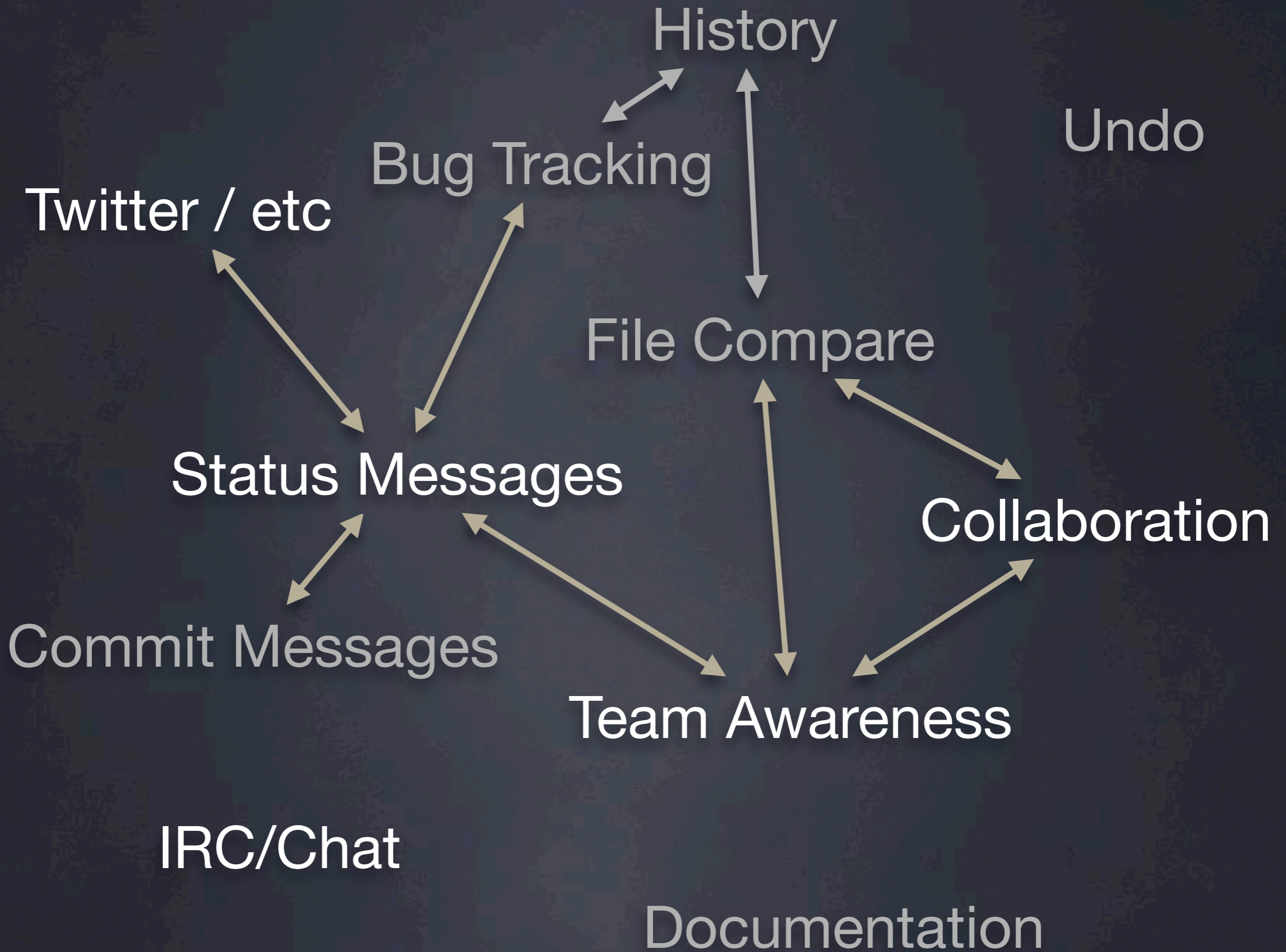
Documentation

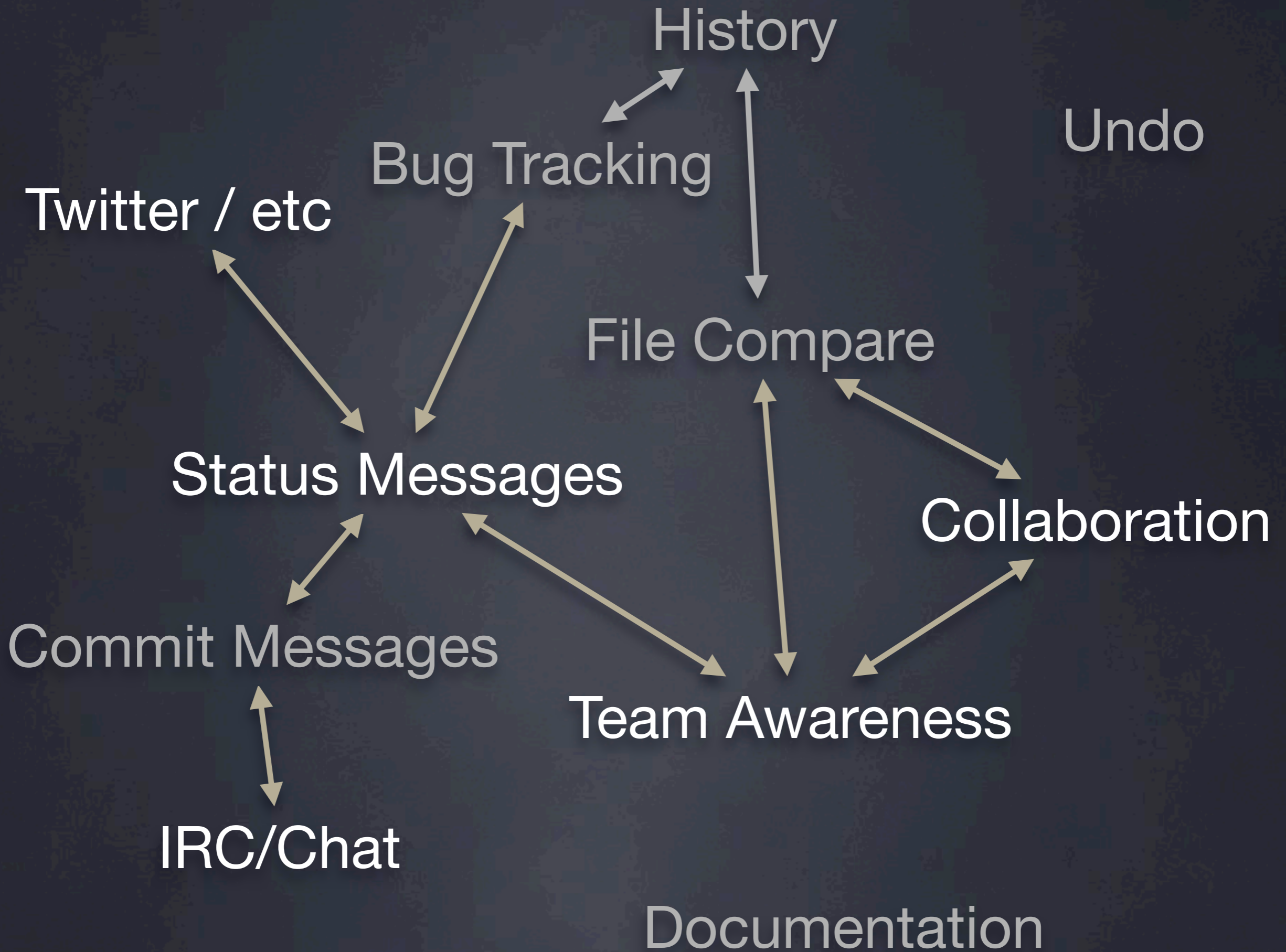
















Scaled Deployment

Replacement for <textarea>

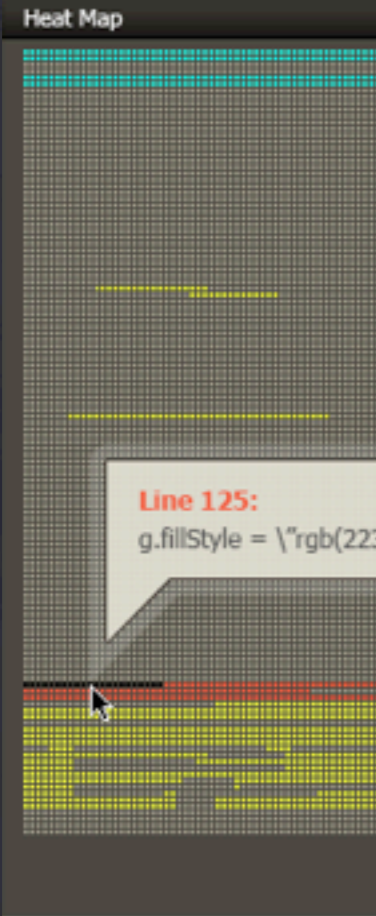
Add-on to code site like SourceForge

Standalone like bespin.mozilla.com

Custom project install

Intranet install

Titanium install



Line 125:
g.fillStyle = \"rgb(223, 205, 151)\";

```
1 //This is going to be a very long line that triggers horizontal scrolling so I can see exactly how wide
2 to be a very long line that triggers horizontal scrolling so I can see exactly how wide this is.
3 function DefaultHeaderRenderer() {
4   this.paintCell = function(ctx) {
5     var g = ctx.gc;
6     g.fillStyle = \"rgb(223, 205, 151)\";
7     g.fillRect(ctx.origin.x, ctx.origin.y, ctx.size.width, ctx.size.height);
8     g.strokeStyle = \"rgb(168, 155, 114)\";
9     g.strokeRect(ctx.origin.x + ctx.size.width - 1, ctx.origin.y, 1, ctx.size.height);
10    g.strokeRect(ctx.origin.x, ctx.origin.y + ctx.size.height - 1, ctx.size.width, 1);
11    drawText(g, \"rgb(0, 0, 0)\", ctx.value,
              ctx.origin.x + ctx.insets.left, ctx.origin.y + ctx.size.height - ctx.insets.bottom - ctx.ins
15
16 //This is going to be a very long line that triggers horizontal scrolling so I can see exactly how wide
17 to be a very long line that triggers horizontal scrolling so I can see exactly how wide this is.
18 function DefaultHeaderRenderer() {
19   this.paintCell = function(ctx) {
20     var g = ctx.gc;
21     g.fillStyle = \"rgb(223, 205, 151)\";
22     g.fillRect(ctx.origin.x, ctx.origin.y, ctx.size.width, ctx.size.height);
23     g.strokeStyle = \"rgb(168, 155, 114)\";
24     g.strokeRect(ctx.origin.x + ctx.size.width - 1, ctx.origin.y, 1, ctx.size.height);
25     g.strokeRect(ctx.origin.x, ctx.origin.y + ctx.size.height - 1, ctx.size.width, 1);
```



Case Study: Delicious Library

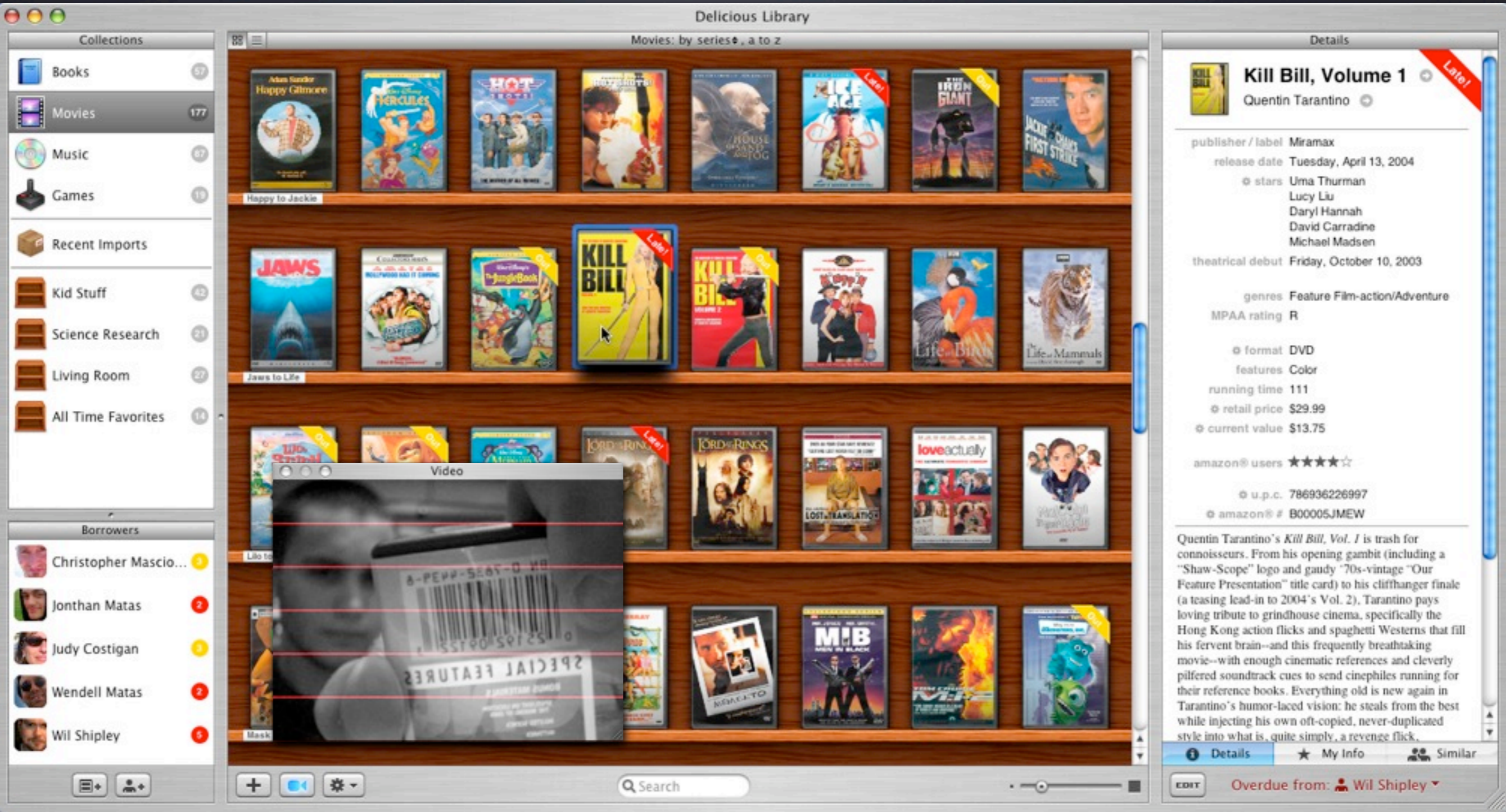


Case Study: Delicious Library

DELICIOUS MONSTER

WELCOME






Delicious Library

- Collections
- Books (57)
- Movies (177)
- Music (67)
- Games (19)
- Recent Imports
- Kid Stuff (42)
- Science Research (21)
- Living Room (27)
- All Time Favorites (14)

- Borrowers
- Christopher Mascio... (1)
- Jonthan Matas (2)
- Judy Costigan (1)
- Wendell Matas (2)
- Wil Shipley (6)

Movies: by series, a to z



Details

Kill Bill, Volume 1 Late!
Quentin Tarantino

publisher / label: Miramax
 release date: Tuesday, April 13, 2004
 stars: Uma Thurman, Lucy Liu, Daryl Hannah, David Carradine, Michael Madsen
 theatrical debut: Friday, October 10, 2003
 genres: Feature Film-action/Adventure
 MPAA rating: R
 format: DVD
 features: Color
 running time: 111
 retail price: \$29.99
 current value: \$13.75
 amazon® users: ★★★★★
 u.p.c.: 786936226997
 amazon® #: B00005JMEW

Quentin Tarantino's *Kill Bill, Vol. 1* is trash for connoisseurs. From his opening gambit (including a "Shaw-Scope" logo and gaudy '70s-vintage "Our Feature Presentation" title card) to his cliffhanger finale (a teasing lead-in to 2004's *Vol. 2*), Tarantino pays loving tribute to grindhouse cinema, specifically the Hong Kong action flicks and spaghetti Westerns that fill his fervent brain--and this frequently breathtaking movie--with enough cinematic references and cleverly pilfered soundtrack cues to send cinephiles running for their reference books. Everything old is new again in Tarantino's humor-laced vision: he steals from the best while injecting his own oft-copied, never-duplicated style into what is, quite simply, a revenge flick.

Details My Info Similar
 EDIT Overdue from: Wil Shipley

Search

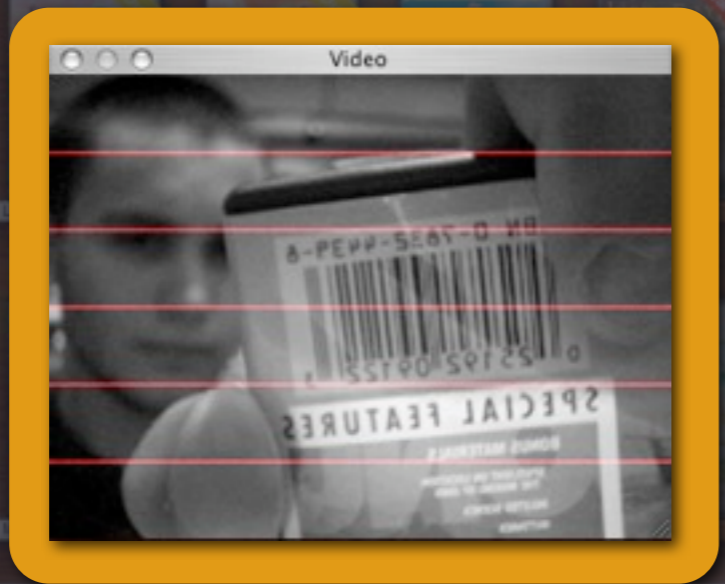


Delicious Library

Movies: by series, a to z

- Collections
- Books
- Movies 177
- Music
- Games
- Recent Imports
- Kid Stuff
- Science Research
- Living Room
- All Time Favorites

- Borrowers
- Christopher Mascio...
- Jonthan Matas
- Judy Costigan
- Wendell Matas
- Wil Shipley



Details

Kill Bill, Volume 1

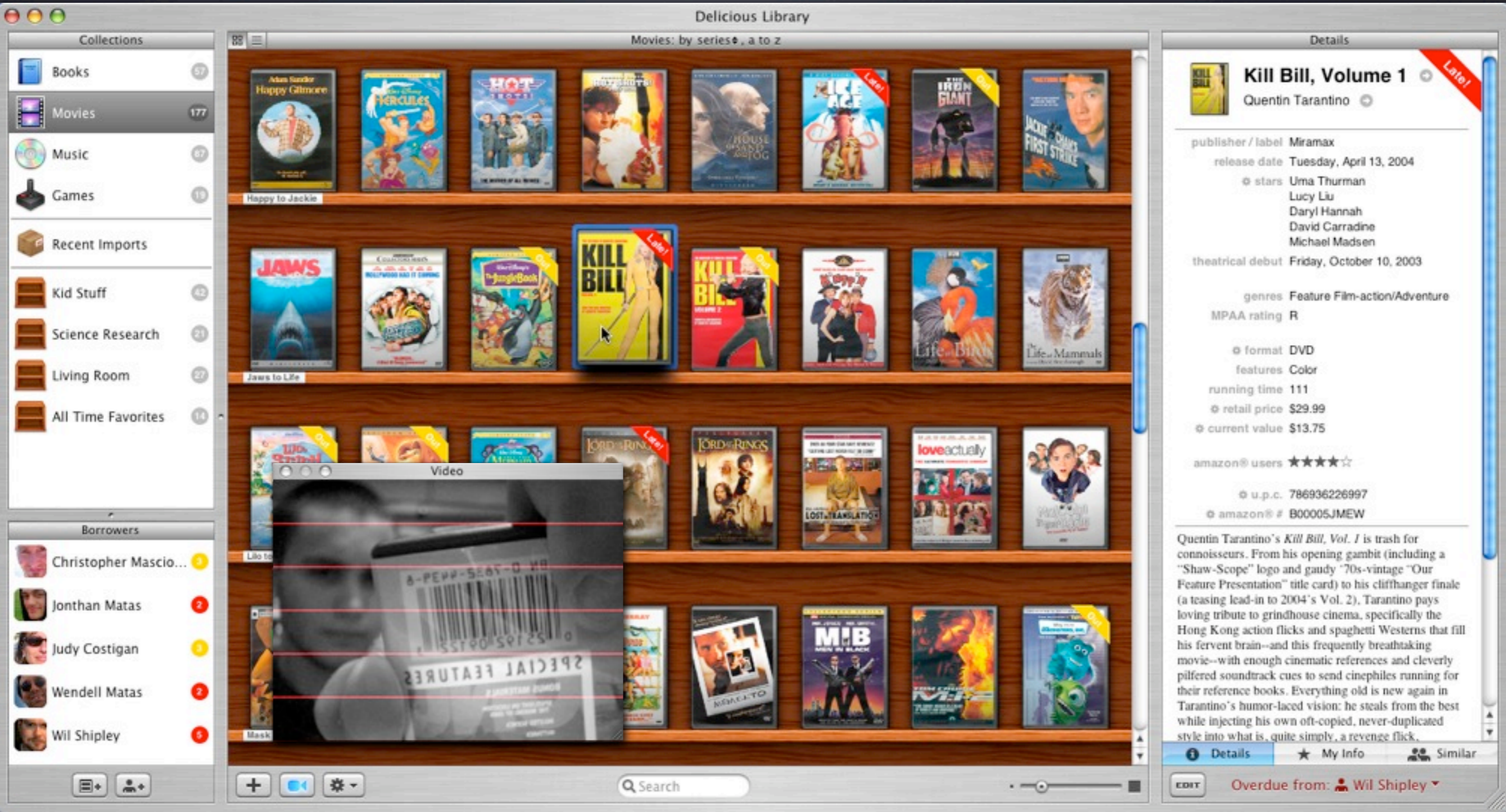
Quentin Tarantino

publisher / label Miramax
release date Tuesday, April 13, 2004
stars Uma Thurman
Lucy Liu
Daryl Hannah
David Carradine
Michael Madsen
theatrical debut Friday, October 10, 2003
genres Feature Film-action/Adventure
MPAA rating R
format DVD
features Color
running time 111
retail price \$29.99
current value \$13.75
amazon users ★★★★★
u.p.c. 786936226997
amazon # B00005JMEW

Quentin Tarantino's *Kill Bill, Vol. 1* is trash for connoisseurs. From his opening gambit (including a "Shaw-Scope" logo and gaudy '70s-vintage "Our Feature Presentation" title card) to his cliffhanger finale (a teasing lead-in to 2004's *Vol. 2*), Tarantino pays loving tribute to grindhouse cinema, specifically the Hong Kong action flicks and spaghetti Westerns that fill his fervent brain--and this frequently breathtaking movie--with enough cinematic references and cleverly pilfered soundtrack cues to send cinephiles running for their reference books. Everything old is new again in Tarantino's humor-laced vision; he steals from the best while injecting his own oft-copied, never-duplicated style into what is, quite simply, a revenge flick.

Details My Info Similar

Overdue from: Wil Shipley





Delicious Library

- Collections
- Books (57)
- Movies (177)
- Music (67)
- Games (19)
- Recent Imports
- Kid Stuff (42)
- Science Research (21)
- Living Room (27)
- All Time Favorites (14)

- Borrowers
- Christopher Mascio... (5)
- Jonthan Matas (2)
- Judy Costigan (5)
- Wendell Matas (2)
- Wil Shipley (6)

Movies: by series, a to z



Details

Kill Bill, Volume 1 Label!
Quentin Tarantino

publisher / label Miramax
release date Tuesday, April 13, 2004
stars Uma Thurman, Lucy Liu, Daryl Hannah, David Carradine, Michael Madsen
theatrical debut Friday, October 10, 2003
genres Feature Film-action/Adventure
MPAA rating R
format DVD
features Color
running time 111
retail price \$29.99
current value \$13.75
amazon® users ★★★★★
u.p.c. 786936226997
amazon® # B00005JMEW

Quentin Tarantino's *Kill Bill, Vol. 1* is trash for connoisseurs. From his opening gambit (including a "Shaw-Scope" logo and gaudy '70s-vintage "Our Feature Presentation" title card) to his cliffhanger finale (a teasing lead-in to 2004's Vol. 2), Tarantino pays loving tribute to grindhouse cinema, specifically the Hong Kong action flicks and spaghetti Westerns that fill his fervent brain--and this frequently breathtaking movie--with enough cinematic references and cleverly pilfered soundtrack cues to send cinephiles running for their reference books. Everything old is new again in Tarantino's humor-laced vision: he steals from the best while injecting his own oft-copied, never-duplicated style into what is, quite simply, a revenge flick.

Details ★ My Info Similar
 EDIT Overdue from: Wil Shipley

Search



\$500,000 in three months
\$54,000 profit. The first day. With no advertising



```
1  /*          AAA
2   * This sample code
3   * is really lame
4   * but we're tired
5   */
6  function welcome() {
7     return "to Bespin";
8  }
```


Register

- > follow sharer
- > set collaborate on
F5

Edit: sharer+demo/editme.txt



Open Web Platform





Open Web Platform



Documentation



Open Web Platform



Documentation



Home



Open Web Platform



Documentation



Home



Dashboard of the State of the Open Web



Open Web Platform



Documentation



Home



Dashboard of the State of the Open Web



Bounty